

- 3-step charge control with current detection
- Universal input voltage (90-264 VAC)
- Wake up and low current start-up of deeply discharged batteries
- Error indication for reverse polarity, short circuit, charging of lower voltage batteries and safety timer run-out
- Temp. compensated charge voltage on request
- Order plugs and mains cord separately
- ECO-design compliance: DoE and CEC
- Approvals:
 - Medically certified
 - Safety: EN 60601-1 ed. 3.1
 - EMC: EN 60601-1-2 ed. 4
 - UL approved



For updates: see www.mascot.no

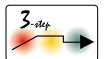
TECHNICAL SPECIFICATIONS

GENERAL INPUT/OUTPUT

Input voltage:	90-264 VAC
Line Frequency:	47 – 63Hz
Switch frequency, approx.:	40 kHz
Leakage current from batt. with mains switched off:	<0.3mA @ nominal battery voltage
Temperature range	
• Operating:	-25 °C - +40 °C
• Storage:	-25 °C - +85 °C
Ripple:	< 100 mV p-p
Input terminal:	2-pin IEC 60320 connector C8
Output terminals:	DC connector, battery clips, push on terminals or open ends
IP-code:	4X
Dimensions (LxWxH):	124 x 50 x 37 mm
Weight:	220g

SAFETY PROTECTION EMC

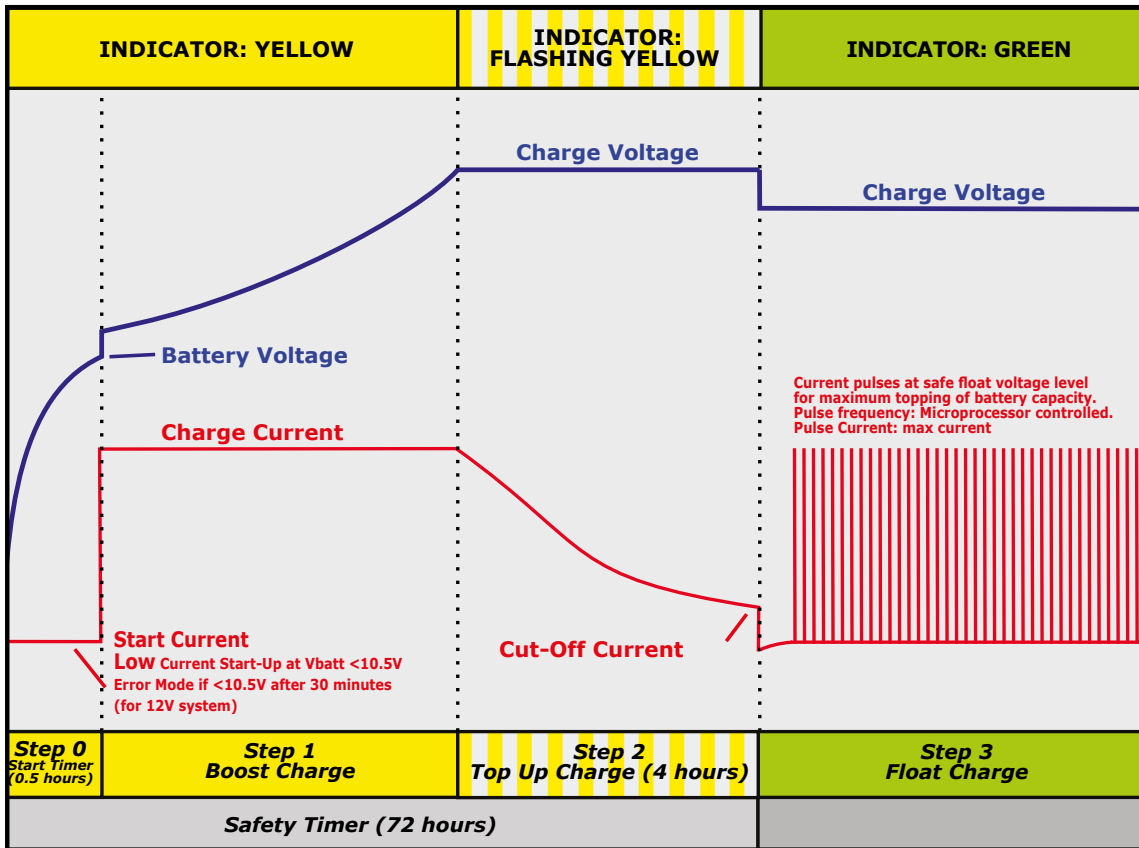
Protection:	Protected against reversed polarity and short circuit proof Class II
Insulation class:	Class II
Insulation voltage	
Primary – secondary:	4000VAC / 5700VDC
Electrical safety std:	EN/IEC 60335-2-29, EN/IEC/ANSI 60601-1
EMC standards	
• Medical	EN 60601-1-2
• Emission	EN 55014-1, EN 61000-6-3
• Immunity	EN 55014-2, EN 61000-6-1



VERSIONS

	Step 0 < 30 min	Step 0 > 30 min	Step 1	Step 2	Step 3	Float charge
	(Yellow)	(Red=error)	(Yellow)	(Flash Yellow)	(Green)	
12V	100mA ± 25mA (batt volt < 10.5V)	0A/0V	2A ± 0.1A (batt volt > 10.5V) (until Vbat = 14.7V)	14.7V ± 0.2V (until I charge < 0.5A or > 4hr) tapering charge current	13.7V ± 0.2V (until I charge > 2.0A) supply current up to max. 2.0A for possible parallel load	Pulsing current at safe float volt. level for max topp. of batt.
24V	100mA ± 25mA (batt volt < 21V)	0A/0V	1A ± 0.1A (batt volt < 21V) (until Vbat = 29.4V)	29.4V ± 0.2V (until I charge < 0.25A or > 4hr) tapering charge current	27.4V ± 0.2V (until I charge > 1A) supply current up to max 1A for possible parallel load	

Charging characteristics and LED indication *



* an animated video of this charging progress is available on our website

BATTERY NOT CONNECTED INDICATIONS

Battery not connected is indicated by FLASHING GREEN. In this mode charger will apply short pulses attempting to wake up deeply discharged batteries.

ERROR INDICATIONS

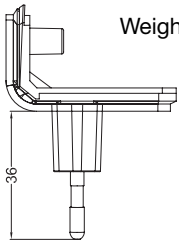
- 2 red blinks: Battery is connected to charger with wrong polarity!
- 3 red blinks: Charger output is shorted. Check output cable connection!
- 4 red blinks: Battery voltage is low. Check battery status or voltage.
- 5 red blinks: Safety timer has run out. Check battery status or capacity.
- LED off: Battery voltage is too high. Check battery voltage.



Exchangeable AC plugs

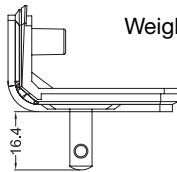
EU plug adapter

Part no. 127000
Weight: 20,9 g



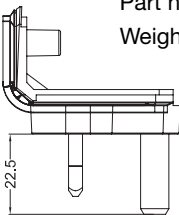
US plug adapter

Part no. 127100
Weight: 13,4 g



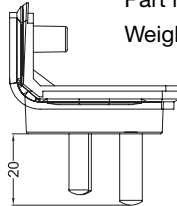
UK plug adapter

Part no. 127200
Weight: 29,2 g



AUS plug adapter

Part no. 127300
Weight: 21,4 g



2-pin IEC 60320 C7 mains cord
1800 mm
EU part no. 131306, UK part no. 131148,
US part no. 131368, AU part no. 013108

